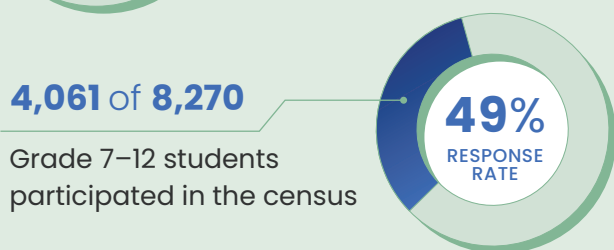
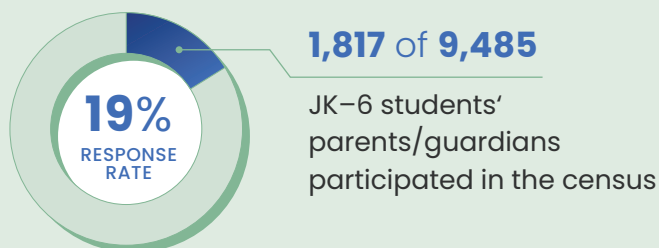


# TLDSB Student Census 2024

PAGE 1

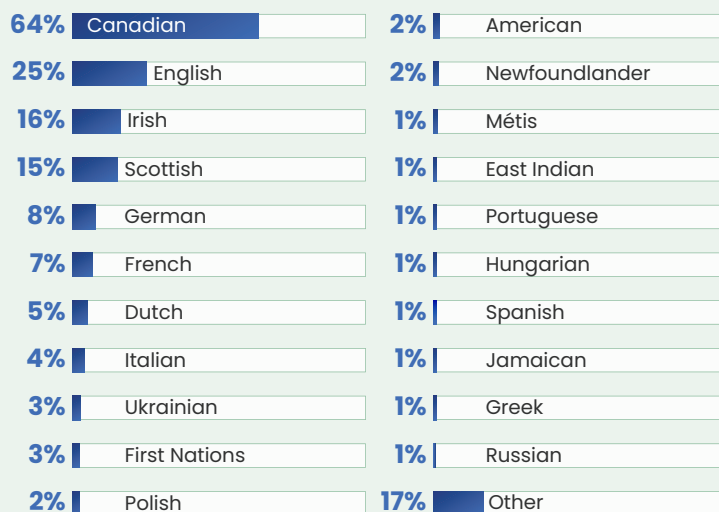


In total, demographic information was collected for **5,878** of the **17,755** students, representing a **33%** response rate.

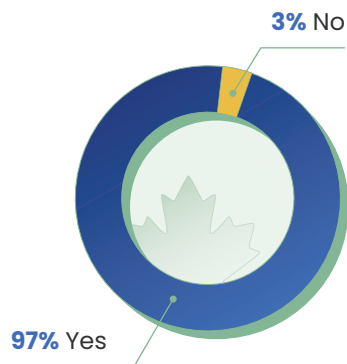


## ETHNIC ORIGIN

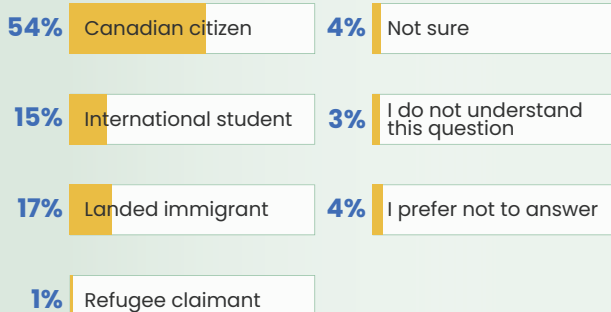
Over **110** ethnicities other than Canadian were reported.



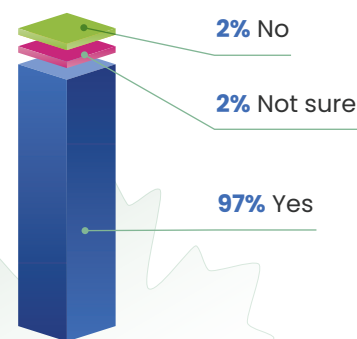
Were you born in Canada?



If no, are you currently ...

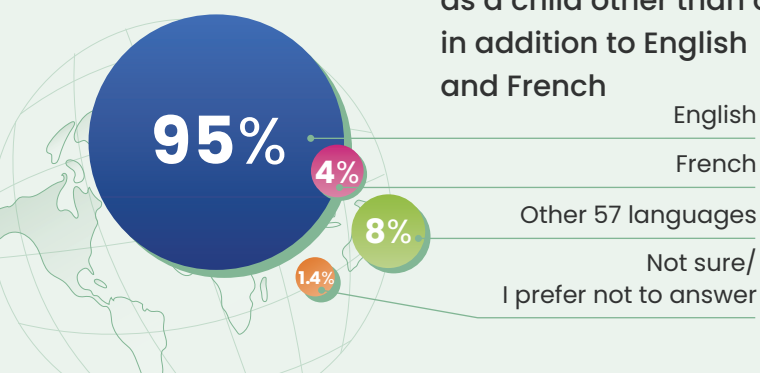


Do you consider yourself to be Canadian?



## LANGUAGES FIRST SPOKEN

TLDSB students learned to speak **57** languages as a child other than or in addition to English and French

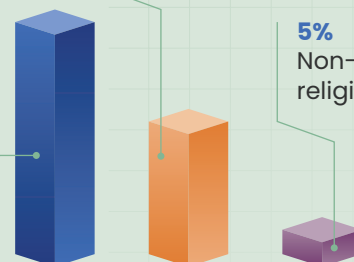


## RELIGION / FAITH

**47%** Not religious

**27%** Christian

**5%** Non-Christian religions/faiths

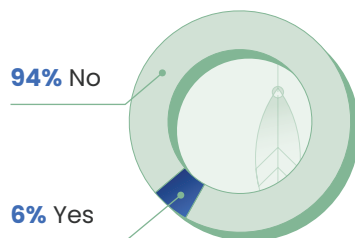


# TLDSB Student Census 2024

PAGE 2

## INDIGENOUS IDENTITY

**6%** of students identified as First Nations, Métis, and/or Inuit



**3%**  
First Nations



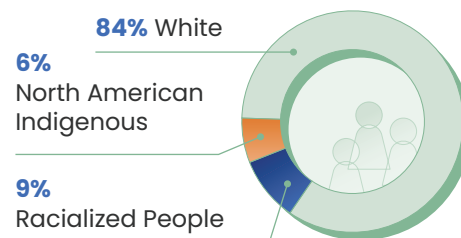
**2%**  
Métis



**0.2%**  
Inuit

## RACIAL IDENTITY

**9%** of students identified as racialized



**3%**  
Black



**2%**  
South Asian



**1%**  
East Asian



**1%**  
Latino/  
Latina/  
Latinx



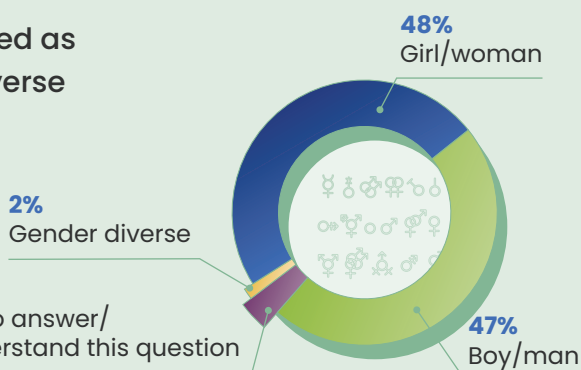
**1%**  
Middle Eastern



**1%**  
Southeast Asian

## GENDER IDENTITY\*

**2%** identified as gender diverse

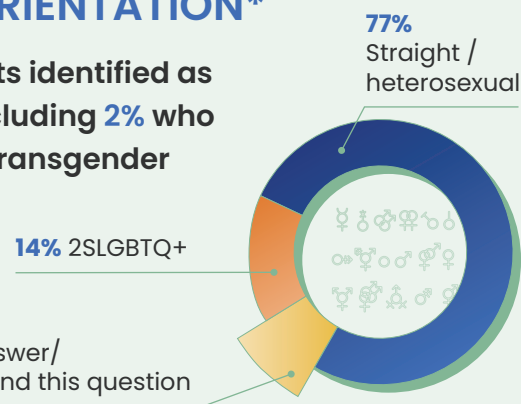


**2%**  
Not sure/  
I prefer not to answer/  
I do not understand this question

\* Grades JK-12

## SEXUAL ORIENTATION\*

**14%** of students identified as 2SLGBTQ+, including **2%** who identified as transgender

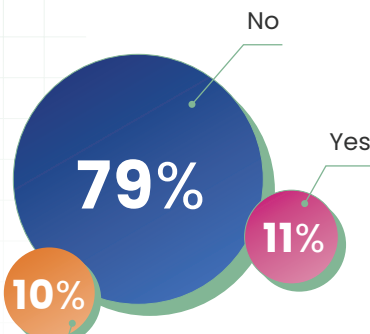


**8%**  
Not sure/  
I prefer not to answer/  
I do not understand this question

\* Grades 7-12

## DISABILITY

**11%** reported that they have a disability



Not sure/  
I prefer not to answer/  
I do not understand this question

